

The ECHR

in facts & figures

2015



EUROPEAN COURT OF HUMAN RIGHTS
COUR EUROPÉENNE DES DROITS DE L'HOMME

COUNCIL OF EUROPE



CONSEIL DE L'EUROPE

THE
EUROPEAN
COURT
OF HUMAN
RIGHTS

IN FACTS
& FIGURES

2015

This document has been prepared by the Public Relations Unit of the Court, and does not bind the Court. It is intended to provide basic general information about the way the Court works.

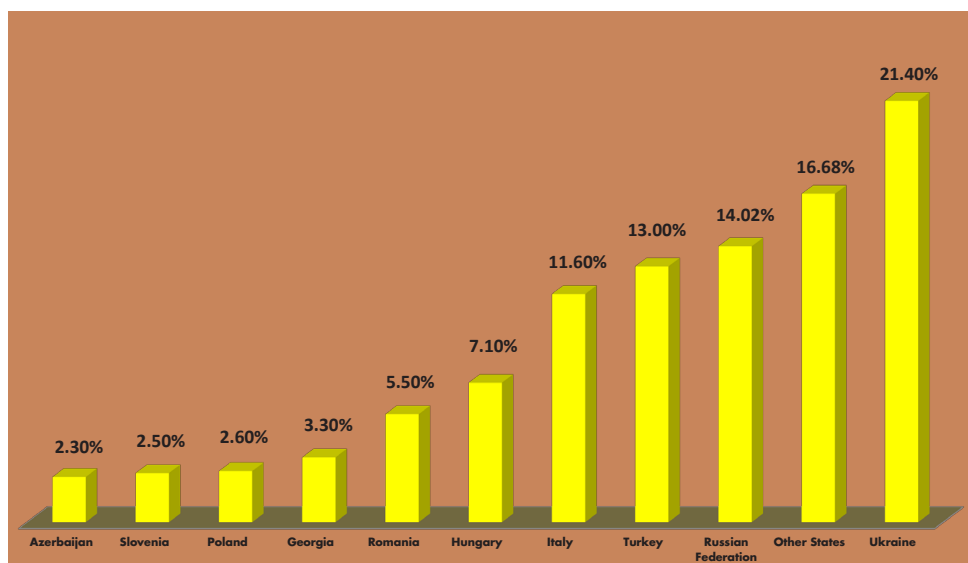
For more detailed information, please refer to documents issued by the Registry available on the Court's website: **www.echr.coe.int**

© European Court of Human Rights, March 2016

Pending allocated cases

Approximately 64,850 applications were pending before a judicial formation on 31 December 2015. Almost half of these applications had been lodged against one of the following 3 member States: Ukraine, the Russian Federation and Turkey.

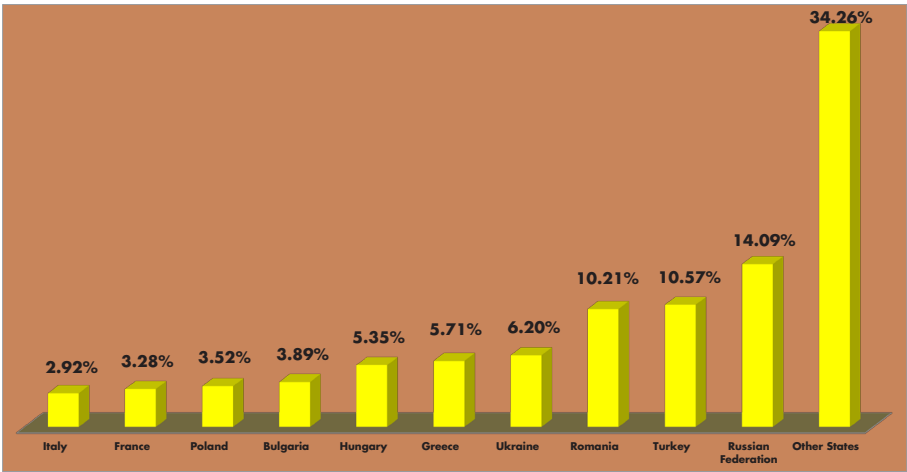
on 31 December 2015



Violation judgments by State in 2015

In 2015 nearly a third of the judgments delivered by the Court concerned 3 of the Council of Europe’s 47 member States: the Russian Federation (116), Turkey (87) and Romania (84).

Of the total number of judgments delivered in 2015, the Court has found at least one violation of the Convention by the respondent State in 84% of the cases.



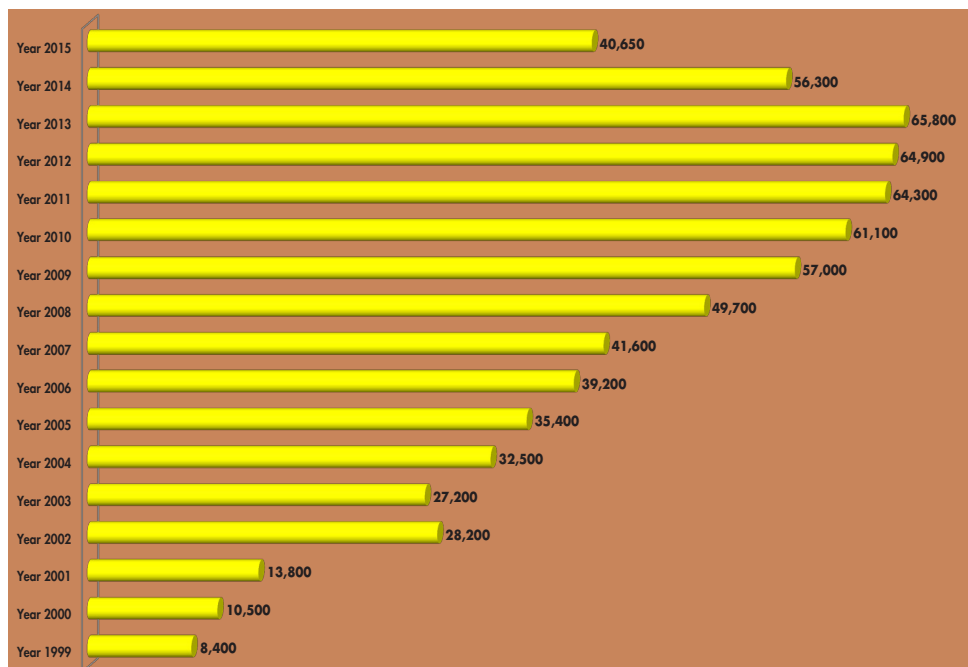
Since the Court was established in 1959, more than half of the judgments delivered by it have concerned 5 member States: Turkey (3,182), Italy (2,336), the Russian Federation (1,720), Romania (1,197) and Poland (1,099).

Applications allocated to a judicial formation

Applications which are allocated to a judicial formation are those for which the Court has received a correctly completed form, accompanied by copies of relevant documents.

These applications will be examined by a single judge, a Committee or a Chamber of the Court. These figures do not include applications which are at the pre-judicial stage (incomplete case file).

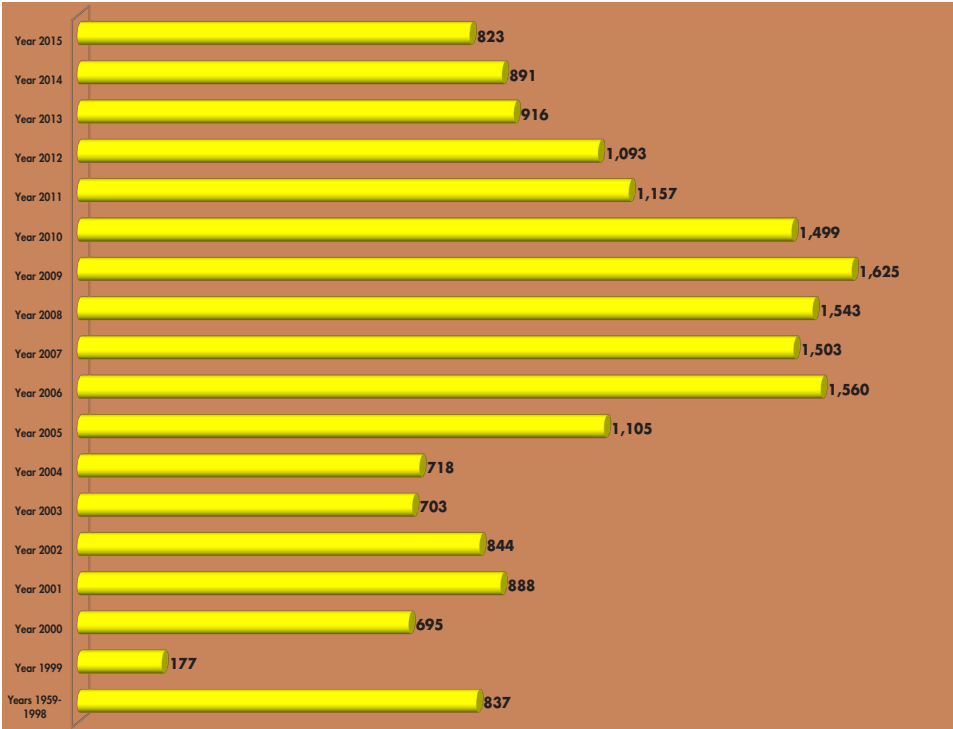
on 31 December 2015



Judgments delivered by the Court

In recent years the Court has concentrated on examining complex cases, and has decided to join certain applications which raise similar legal questions so that it can consider them jointly. Thus, although the number of judgments delivered each year is not increasing as rapidly as in the past, the Court has examined more applications.

In 2015 the Court delivered 823 judgments concerning 2,441 applications. A total of 45,576 applications were decided in 2015, through a judgment or decision, or by being struck out of the list.

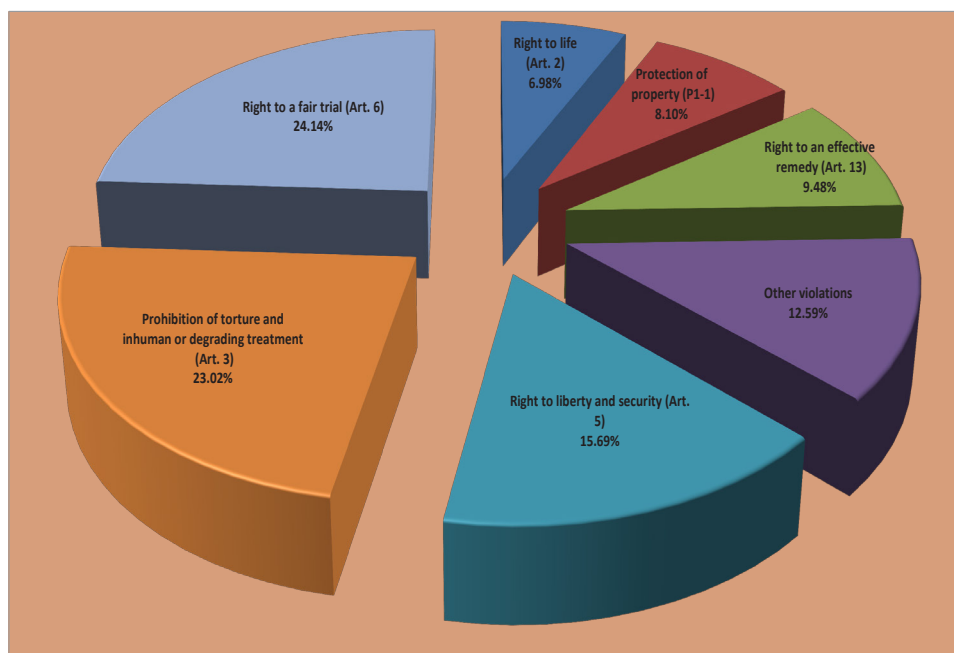


Subject-matter of the Court's violation judgments in 2015

In the judgments delivered by the Court in 2015, a fourth of the violations concerned Article 6 (right to a fair hearing), whether on account of the fairness or the length of the proceedings.

Furthermore, nearly 23% of the violations found by the Court concerned the prohibition of torture and inhuman or degrading treatment (Article 3). In addition, 15% of the violations found concerned the right to liberty and security (Article 5).

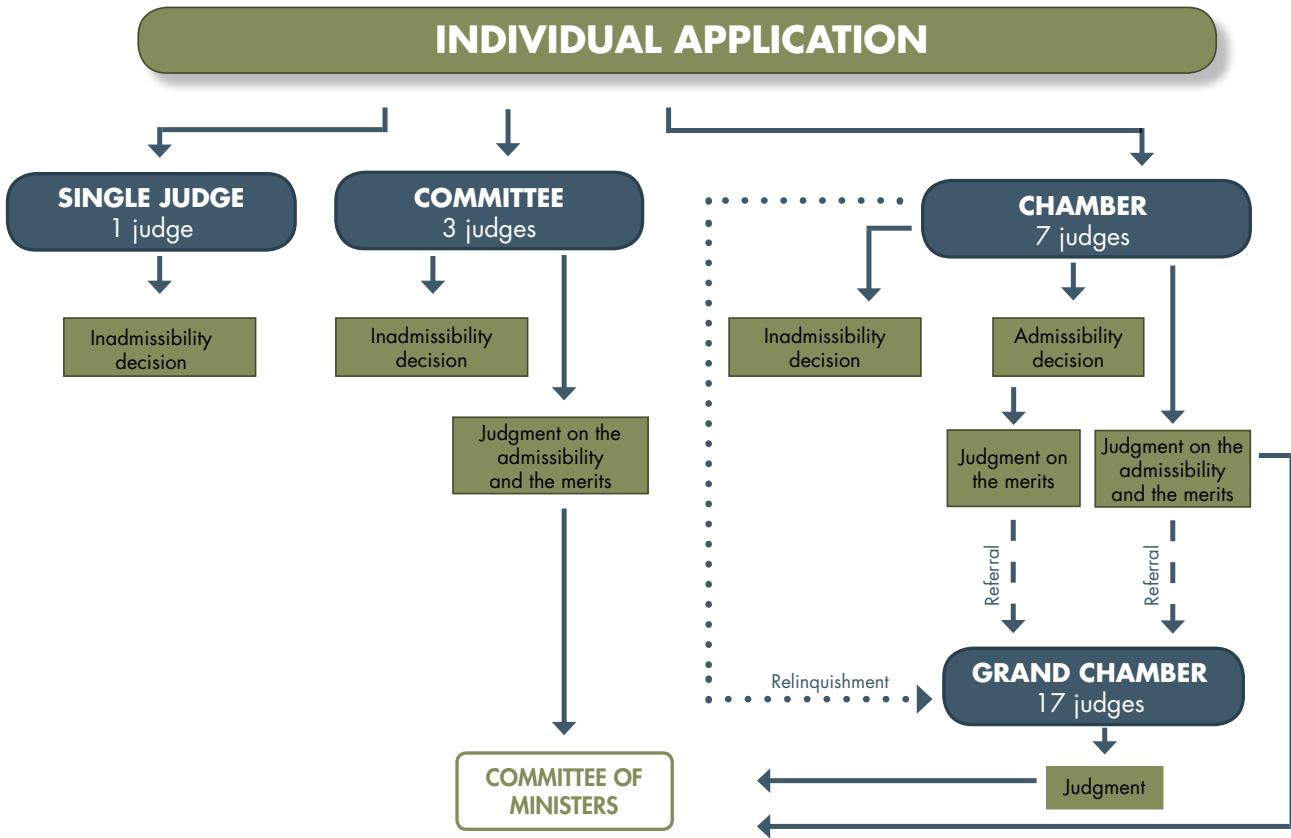
It should be noted that 30% of the findings of a violation concerned a serious breach of the Convention, namely the right to life or the prohibition of torture and inhuman or degrading treatment (Articles 2 and 3).



Throughput of applications in 2015

	Applications allocated to a judicial formation	Applications or struck out inadmissible	Applications declared judgment was delivered	Applications in which judgment was delivered	Total number of applications decided
	2015	2015	2015	2015	2015
Albania	147	79	22	101	
Andorra	6	6	0	6	
Armenia	122	178	9	187	
Austria	263	241	7	248	
Azerbaijan	268	123	30	153	
Belgium	202	198	19	217	
Bosnia and Herzegovina	908	790	10	800	
Bulgaria	1,031	1,176	37	1,213	
Croatia	812	832	25	857	
Cyprus	32	24	20	44	
Czech Republic	340	403	4	407	
Denmark	45	48	0	48	
Estonia	190	181	5	186	
Finland	177	256	7	263	
France	1,088	1,156	33	1,189	
Georgia	80	197	4	201	
Germany	789	901	12	913	
Greece	457	670	94	764	
Hungary	4,235	1,363	88	1,451	
Iceland	10	11	1	12	
Ireland	18	16	0	16	
Italy	1,935	4,438	25	4,463	
Latvia	246	406	7	413	
Liechtenstein	13	16	2	18	
Lithuania	377	278	21	299	
Luxembourg	22	24	1	25	
Malta	24	30	7	37	
Republic of Moldova	1,011	926	20	946	
Monaco	9	8	0	8	
Montenegro	129	452	7	459	
Netherlands	496	552	0	552	
Norway	73	78	1	79	
Poland	2,182	2,254	31	2,285	
Portugal	233	169	20	189	
Romania	4,606	4,180	260	4,440	
Russian Federation	6,009	6,553	160	6,713	
San Marino	4	6	1	7	
Serbia	1,236	2,491	121	2,612	
Slovak Republic	353	344	15	359	
Slovenia	212	248	15	263	
Spain	553	668	4	672	
Sweden	213	211	6	217	
Switzerland	318	321	11	332	
'The former Yugoslav Republic of Macedonia'	362	328	12	340	
Turkey	2,208	3,060	158	3,218	
Ukraine	6,010	5,712	81	5,793	
United Kingdom	575	533	1,028	1,561	
TOTAL	40,629	43,135	2,441	45,576	

Simplified flow chart of case-processing by the Court



2015

	Total	Total	Total	Total	Total	2	2	3	3	3	3	4	5	6	6	6	7	8	9	10	11	12	13	14	P1-1	P1-2	P1-3	P1-4	
Albania	7	7											2		1	5			9		11	12		4		5			
Andorra	0																												
Armenia	8	8							2	1			1	5			1				1		2		2				
Austria	8	5	2		1								1	1	2			1					1						
Azerbaijan	19	19							1	4			7	2				2			2		1		3		6		2
Belgium	13	11	1	1					3	1	1		3	5									2						
Bosnia and Herzegovina	3	2	1										1			1									1				
Bulgaria	32	28	2		2		2	1	10	5			3	5		3		3	2	1			9		6		2		
Croatia	25	17	8				1		2	3			4	5				6							2				
Cyprus	6	5			1								8	1									1	1					
Czech Republic	4		2	2																									
Denmark	0																												
Estonia	5	3	2											2	1			1					1		1				
Finland	7	5	2												1					1								3	
France	27	17	10						2		3		2	6		1		1		3			1						
Georgia	4	2	1		1													1						2					
Germany	11	6	5										1	3				1		2			1						
Greece	47	43	4						12			1	5	5	20	1				1	2		24	1	1	1		1	
Hungary	44	42	2			1	1		6				3	1	21								12	2	9				
Iceland	1	1																		1									
Ireland	0																												
Italy	24	21	3					1	1	1			7	1		1	1	6					2		7				1
Latvia	7	6			1				1				4					2		1									
Liechtenstein	2	2												1	1														
Lithuania	14	9	2	1	2				1					1			1	1						1	4				

1. This table has been generated automatically, using the conclusions in the HUDOC database.
2. Other judgments: just satisfaction, revision, preliminary objections and lack of jurisdiction.
3. Cases in which the Court held there would be a violation of Article 3 if the applicant was removed to a State where he/she was at risk of ill-treatment.
4. Figures in this column may include conditional violations.
* Some judgments are against more than one State.

March 2016

European Court of Human Rights
Public Relations Unit
F-67075 Strasbourg cedex



www.echr.coe.int

